DISSIDIA FINAL FANTASY

CECIL HARVEY INSTRUCTIONS



KAIZOPAPERCRAFT.BLOGSPOT.COM

Preliminary - Tools to consider

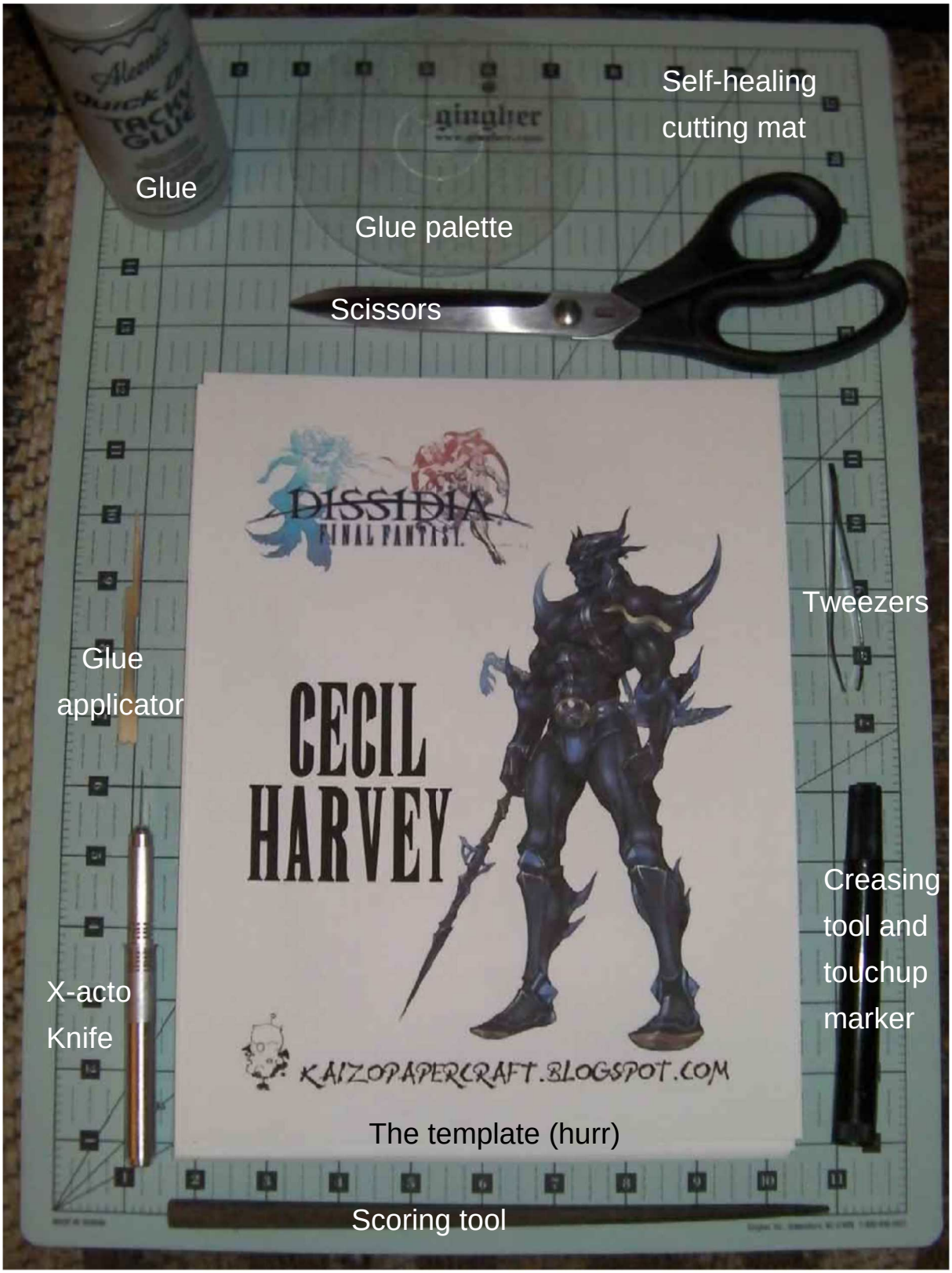

Light, dark, just make up your mind



Construct parts 1-6



Attach parts 7-9



Attach parts 10-13





Attach parts 14-18



Attach the grey section of part 19



Then fold the black portion over

Attach parts 20-25

Repeat for parts 26-50





Construct parts 51-54 and attach to the legs





Attach parts 55-56, gluing the backs of the ● marked tabs together

Attach part 57 to the back of the ● marked tabs, then fold over and glue down to the front







Attach parts 58-60



Construct and attach parts 61-62

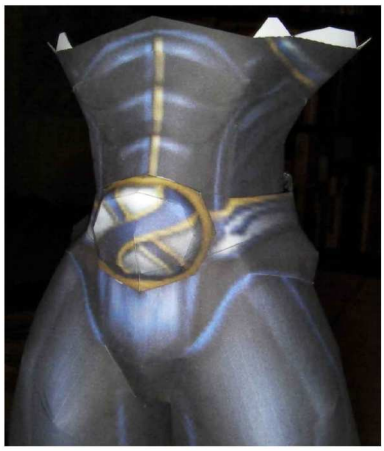



Attach parts 63-68





Construct parts 69-75



Attach parts 76-83



Attach parts 84 and 85



Repeat for parts 86-103



Attach the arms to the body (don't worry if you have to crush the "armpits" into the right shape)



Attach parts 104-105



Attach parts 106-113



Attach parts 114-116, gluing the backs of the ● marked tabs together



Attach part 117, again with the ● marked tabs



Attach parts 118-121





Attach parts 122-135



Construct parts 136-138, 139-142, 143-145, 146-147, and 148-150



Attach to the head



Attach parts 151-54



Attach parts 155-159



Attach parts 160-161

Fold parts 162 and 163 over to make two double sided earrings, then trim the excess and attach to the head







Construct parts 164-171 (it helps to cut two small holes in the scabbard to attach the straps)



Attach to the back



Construct parts 172-174



Do the same for parts 183-190



Attach parts 175-179, gluing the backs of the ●marked tabs together, then attach 180 and 181 as with previous double-sided items





Trim the excess from all double-sided items (including part 191, constructed like parts 162 and 163), apply glue to the inside of part 182 (a hollow tube), then construct the spear

Construct parts 192-195, gluing the backs of the ● marked tabs together





Attach parts 196-197 (again with the ● marked tabs)

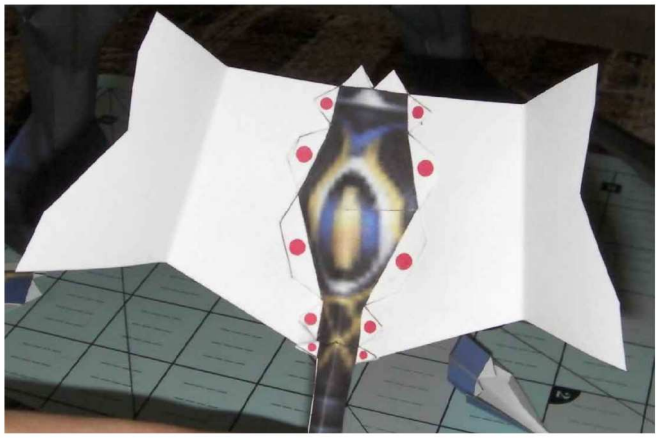

Attach parts 198 and 199





Then trim the excess



Repeat for parts 200-203, then attach parts 204-205

You know, your brother rolls with a bad crowd,



but he's really just trying to look out for you.



Oh, and you'll never guess where you're from...